

Product Summary

| | | |
|---------------|-----------------|-------|
| $V_{(BR)DSS}$ | $R_{DS(on)TYP}$ | I_D |
| 60V | 6.5mΩ@10V | 55A |

Feature

- Split Gate Trench Technology
- Low $R_{DS(on)}$
- Low Gate Charge
- Low Gate Resistance
- 100% UIS Tested

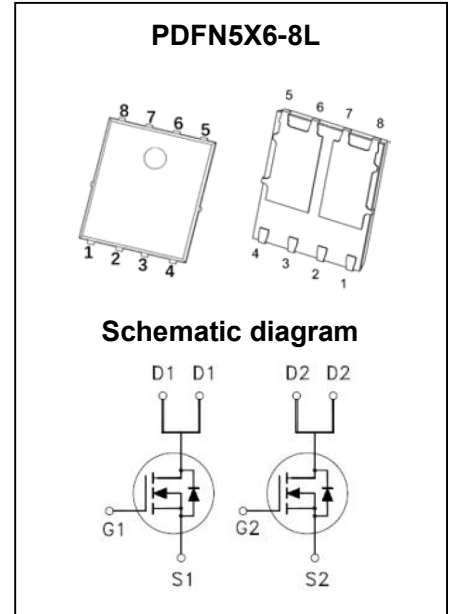
Application

- DC/DC Converter
- Power Switching Application

MARKING:



T080ND06N = Device Code
 XX = Date Code
 Solid Dot = Green Indicator



ABSOLUTE MAXIMUM RATINGS ($T_A = 25^\circ\text{C}$ unless otherwise noted)

| Parameter | Symbol | Value | Unit |
|--|---------------------------|-----------|--------------------|
| Drain - Source Voltage | V_{DS} | 60 | V |
| Gate - Source Voltage | V_{GS} | ±20 | V |
| Continuous Drain Current ¹ | $T_C = 25^\circ\text{C}$ | I_D | 55 A |
| | $T_C = 100^\circ\text{C}$ | I_D | 36 A |
| Pulsed Drain Current ² | I_{DM} | 220 | A |
| Single Pulsed Avalanche Current ³ | I_{AS} | 20 | A |
| Single Pulsed Avalanche Energy ³ | E_{AS} | 100 | mJ |
| Power Dissipation ⁵ | $T_C = 25^\circ\text{C}$ | P_D | 50 W |
| Thermal Resistance from Junction to Ambient ⁶ | $R_{\theta JA}$ | 55 | $^\circ\text{C/W}$ |
| Thermal Resistance from Junction to Case | $R_{\theta JC}$ | 2.5 | $^\circ\text{C/W}$ |
| Junction Temperature | T_J | 150 | $^\circ\text{C}$ |
| Storage Temperature | T_{STG} | -55~ +150 | $^\circ\text{C}$ |

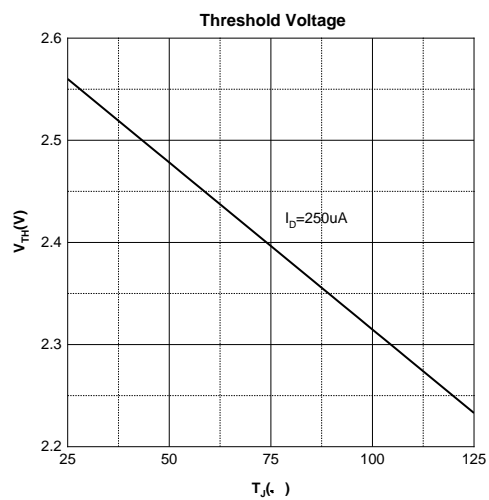
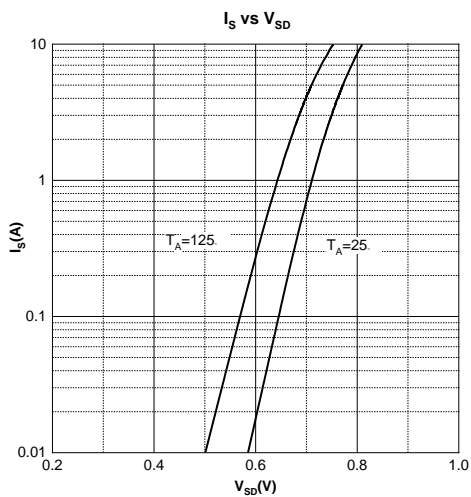
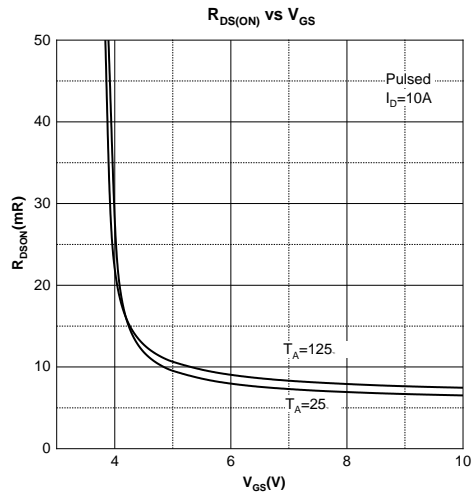
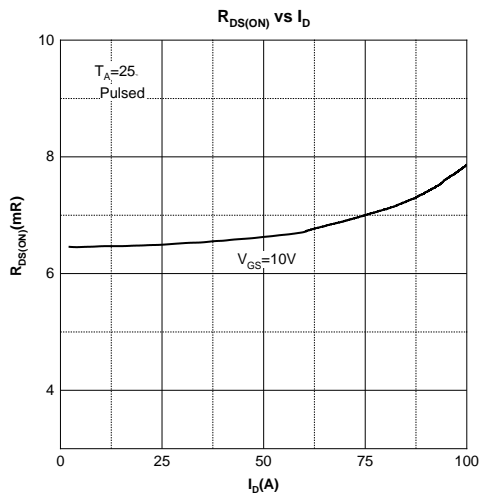
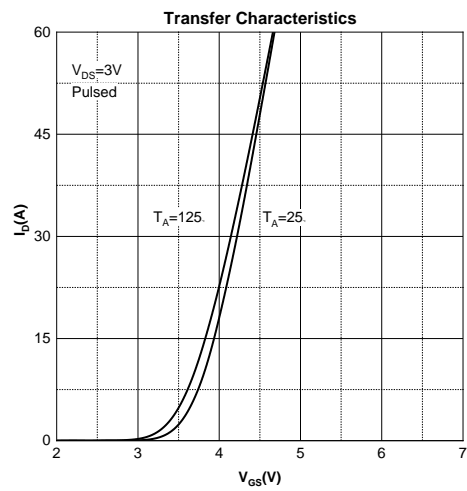
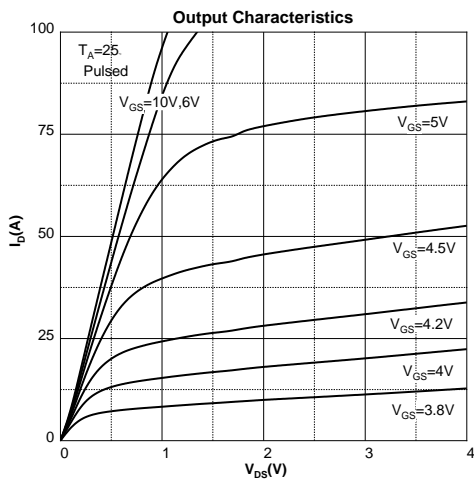
MOSFET ELECTRICAL CHARACTERISTICS ($T_A = 25^\circ\text{C}$ unless otherwise noted)

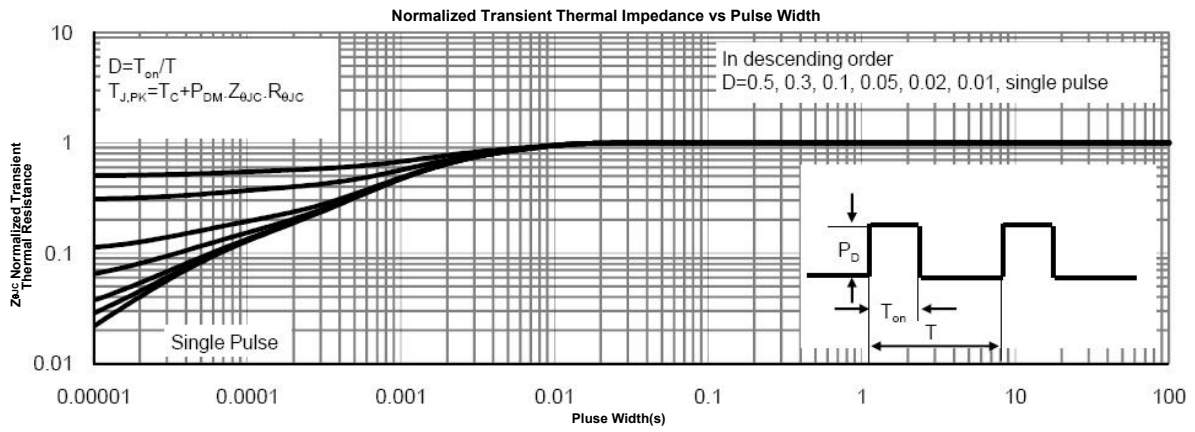
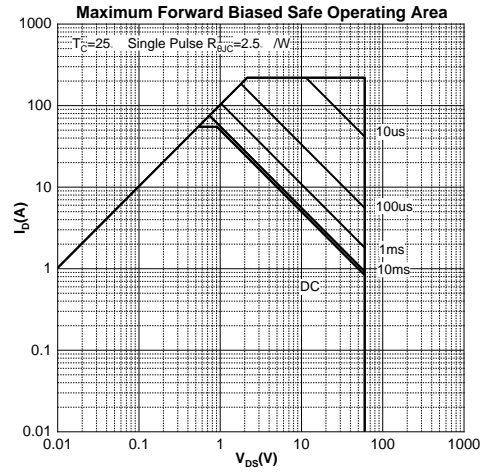
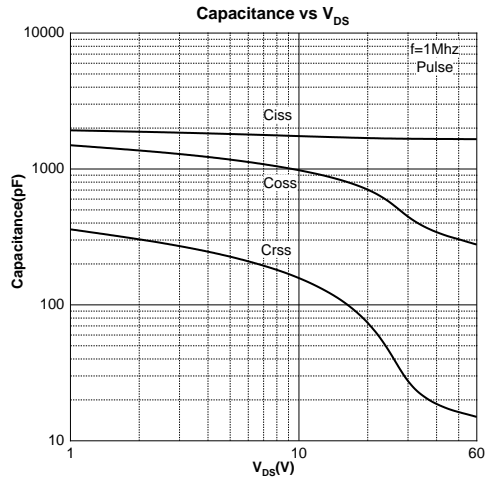
| Parameter | Symbol | Test Condition | Min | Type | Max | Unit |
|---|---------------|--|-----|------|-----------|------------|
| Off Characteristics | | | | | | |
| Drain - Source Breakdown Voltage | $V_{(BR)DSS}$ | $V_{GS} = 0V, I_D = 250\mu A$ | 60 | | | V |
| Zero Gate Voltage Drain Current | I_{DSS} | $V_{DS} = 60V, V_{GS} = 0V$ | | | 1 | μA |
| Gate - Body Leakage Current | I_{GSS} | $V_{GS} = \pm 20V, V_{DS} = 0V$ | | | ± 100 | nA |
| On Characteristics⁴ | | | | | | |
| Gate Threshold Voltage | $V_{GS(th)}$ | $V_{DS} = V_{GS}, I_D = 250\mu A$ | 2 | 2.5 | 4 | V |
| Drain-source On-resistance | $R_{DS(on)}$ | $V_{GS} = 10V, I_D = 10A$ | | 6.5 | 9.0 | m Ω |
| Dynamic Characteristics | | | | | | |
| Input Capacitance | C_{iss} | $V_{DS} = 30V, V_{GS} = 0V, f = 1MHz$ | | 1669 | | pF |
| Output Capacitance | C_{oss} | | | 447 | | |
| Reverse Transfer Capacitance | C_{rss} | | | 27 | | |
| Gate Resistance | R_g | $V_{DS} = 0V, V_{GS} = 0V, f = 1MHz$ | | 2.4 | | Ω |
| Switching Characteristics | | | | | | |
| Total Gate Charge | Q_g | $V_{DS} = 30V, V_{GS} = 10V, I_D = 10A$ | | 29 | | nC |
| Gate-source Charge | Q_{gs} | | | 6.0 | | |
| Gate-drain Charge | Q_{gd} | | | 6.9 | | |
| Turn-on Delay Time | $t_{d(on)}$ | $V_{DD} = 50V, V_{GS} = 10V, R_L = 2.5\Omega, R_G = 6\Omega$ | | 5.3 | | ns |
| Turn-on Rise Time | t_r | | | 6.1 | | |
| Turn-off Delay Time | $t_{d(off)}$ | | | 18 | | |
| Turn-off Fall Time | t_f | | | 10 | | |
| Source - Drain Diode Characteristics | | | | | | |
| Diode Forward Voltage ⁴ | V_{SD} | $V_{GS} = 0V, I_S = 10A$ | | | 1.2 | V |

Notes :

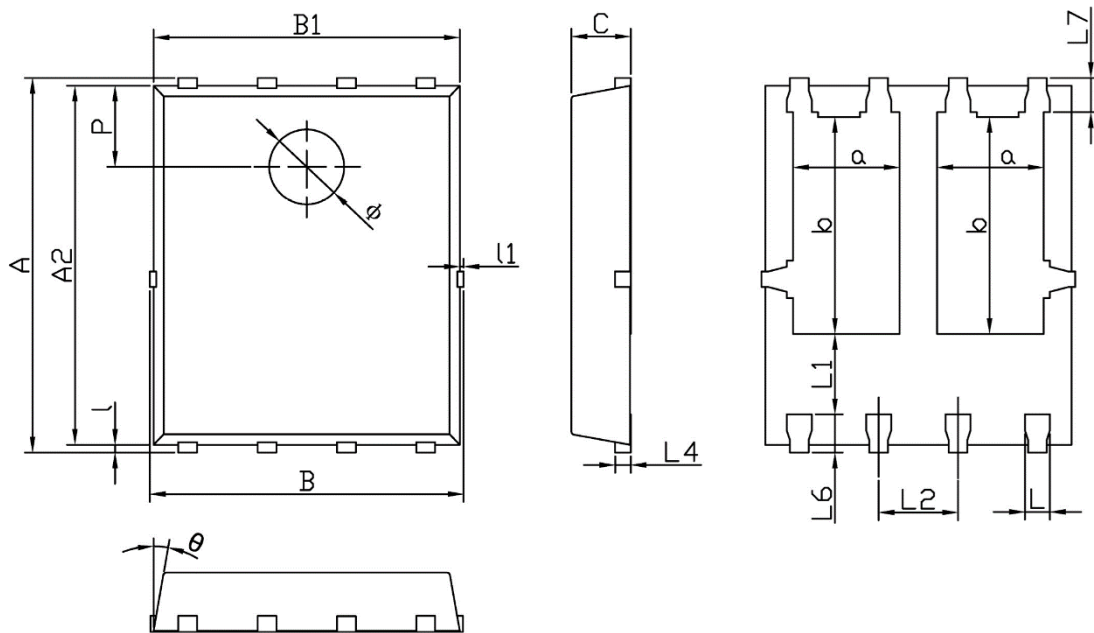
- 1.The maximum current rating is limited by package.And device mounted on a large heatsink
- 2.Pulse Test : Pulse Width $\leq 10\mu s$, duty cycle $\leq 1\%$.
- 3.EAS condition: $V_{DD} = 30V, V_{GS} = 10V, L = 0.5mH, R_G = 25\Omega$ Starting $T_J = 25^\circ\text{C}$.
- 4.Pulse Test : Pulse Width $\leq 300\mu s$, duty cycle $\leq 2\%$.
- 5.The power dissipation P_D is limited by $T_{J(MAX)} = 150^\circ\text{C}$.And device mounted on a large heatsink
- 6.Device mounted on 1in² FR-4 board with 2oz. Copper, in a still air environment with $T_A = 25^\circ\text{C}$.

Typical Characteristics





PDFN5X6-8L Package Information



| Symbol | Dimensions In Millimeters | | Dimensions In Inches | |
|--------|---------------------------|-------|----------------------|-------|
| | Min. | Max. | Min. | Max. |
| A | 5.900 | 6.100 | 0.232 | 0.240 |
| a | 1.605 | 1.805 | 0.063 | 0.071 |
| A2 | 5.700 | 5.800 | 0.224 | 0.228 |
| B | 4.900 | 5.100 | 0.193 | 0.201 |
| b | 3.375 | 3.575 | 0.133 | 0.141 |
| B1 | 4.800 | 5.000 | 0.189 | 0.197 |
| C | 0.900 | 1.000 | 0.035 | 0.039 |
| L | 0.300 | 0.500 | 0.012 | 0.020 |
| l | 0.060 | 0.200 | 0.002 | 0.008 |
| L | 1.100 | - | 0.043 | - |
| l1 | - | 0.100 | - | 0.004 |
| L2 | 1.170 | 1.370 | 0.046 | 0.054 |
| L4 | 0.210 | 0.340 | 0.008 | 0.013 |
| L6 | 0.510 | 0.710 | 0.020 | 0.028 |
| L7 | 0.450 | 0.650 | 0.018 | 0.026 |
| P | 1.150 | 1.450 | 0.045 | 0.057 |
| θ | 8° | 12° | 8° | 12° |
| φ | 1.100 | 1.300 | 0.043 | 0.051 |